

WOMEN'S SIZE CHARTS

NOTE

Not all sizes are available in all styles. Please check the individual styles for more information on sizes available. In the Men's Shorts, the sizes ST, MT and LT are not applicable. Simply choose the relevant normal size i.e. replace L for LT.

As with all size charts these measurements are provided as a guide only. When your measurements are close to a borderline or you wish to wear your Tights for recovery purposes, it is recommended that you choose a smaller fit.

WOMEN'S TOPS

		SIZE CHART													
		XS		S		M		L		XL					
CHEST	CM	74	76	79	81	84	86	89	91	94	96	99	102	104	107
	INCH	29	30	31	32	33	34	35	36	37	38	39	40	41	42

WOMEN'S TIGHTS

		SIZE CHART																	
HEIGHT																			
FT/IN	CM																		
4'9"	145	XXS																	
4'11"	150		XS	S		M		L		XL									
5'1"	155																XXL		
5'3"	160																		
5'5"	165																		
5'7"	170																		
5'9"	175																		
5'11"	180				ST														
6'1"	185					MT													
WEIGHT		KG	30	35	40	45	50	55	60	65	70	75	80	85	90	95	100	105	110
		LB	66	77	88	99	110	120	130	144	155	165	175	188	200	210	220	230	242

WOMEN'S SHORTS

		SIZE CHART																	
HEIGHT																			
FT/IN	CM																		
4'9"	145	XXS																	
4'11"	150		XS	S		M		L		XL									
5'1"	155																		
5'3"	160																	XXL	
5'5"	165																		
5'7"	170																		
5'9"	175																		
5'11"	180																		
6'1"	185																		
WEIGHT		KG	30	35	40	45	50	55	60	65	70	75	80	85	90	95	100	105	110
		LB	66	77	88	99	110	120	130	144	155	165	175	188	200	210	220	230	242

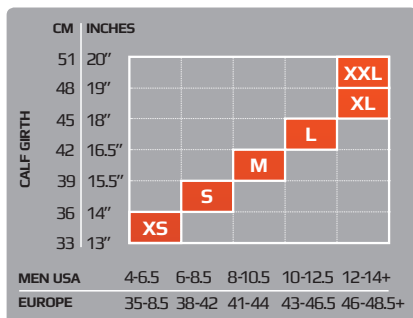
YOUTH + ACCESSORIES SIZE CHARTS

NOTE

Not all sizes are available in all styles. Please check the individual styles for more information on sizes available. In the Men's Shorts, the sizes ST, MT and LT are not applicable. Simply choose the relevant normal size i.e. replace L for LT.

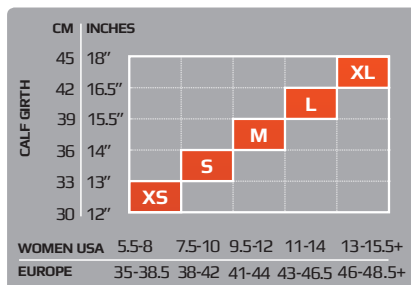
As with all size charts these measurements are provided as a guide only. When your measurements are close to a borderline or you wish to wear your Tights for recovery purposes, it is recommended that you choose a smaller fit.

MEN'S COMPRESSION SOCKS

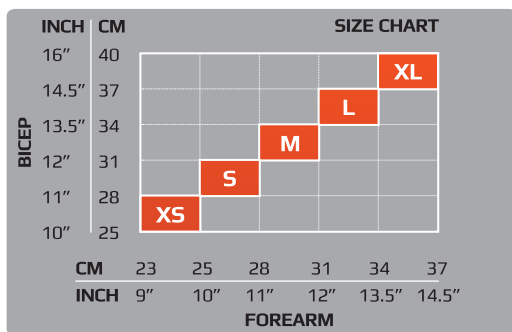


NOTE: When considering your appropriate size for compression socks please size as per your calf girth. Sizes shown are offered as a recommendation should you not know your calf girth or require additional information.

WOMEN'S COMPRESSION SOCKS

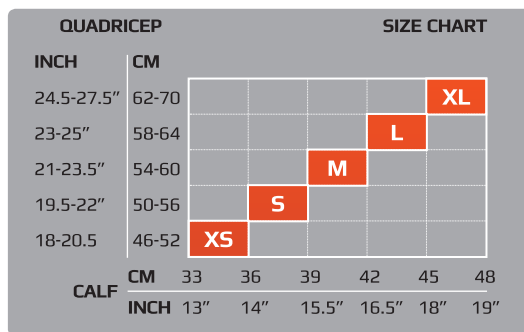


ARM SLEEVES



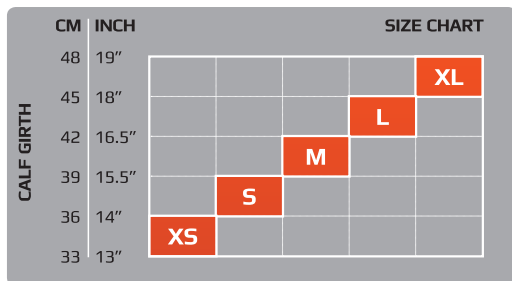
NOTE: Measurements for the arm sleeves should be taken in a relaxed state at the largest girth of the bicep and the forearm. If your measurements of two different points for a garment do not correlate for one particular size, first try the size recommended by your forearm measurement.

COMPRESSION LEGGINGS / QUAD SLEEVES



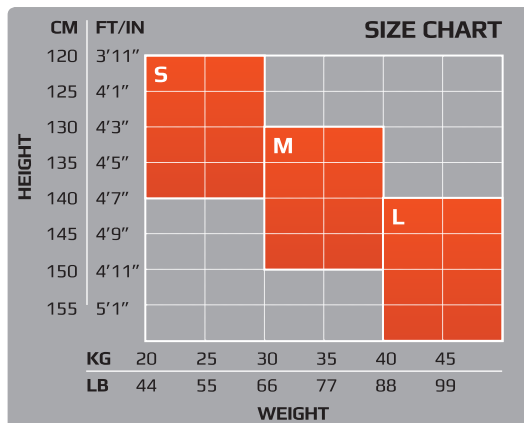
NOTE: The measurements for the compression leggings are to be taken at the mid point of the quad and at the largest girth of the calf muscle. If your measurements of two points for a garment do not correlate for one particular size, first try the size recommended by your calf measurement.

CALF GUARD / CALF SLEEVES



NOTE: When considering your appropriate size for compression socks please size as per your calf girth. Show sizes are given to help you gain an idea of your size should you not know your calf girth or if you need additional information.

YOUTH TOPS + BOTTOMS



2XU
COMPRESSION